


For protection of data network equipment (routers, switches, hubs).

FEATURES & BENEFITS

- Ultra low capacitance Solid State Technology provides protection for frequencies up to 100 MHz for CAT 5E performance
- UL 497, 497A and UL 497B listed for Primary, Secondary, and Isolated Loop Circuit Protection
- Style 89E Standoff Brackets included with 12 pair
- 110 termination
- Covers included
- Designed for use in enclosure
- Available with factory installed solid state protector modules for 18V, 27V or 65V
- Modular design allows for easy custom configuration
- ISO 9001:2000 registered facility
- Operating Temperature: -13°F to 149°F (-25°C to 65°C)



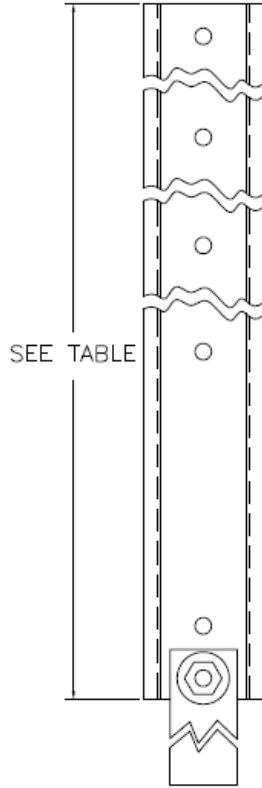
ORDERING INFORMATION

Model#	Pair Count	Mounting	Termination	Modules	Module Model#	Cover
505E12-18	12	89E Bracket	110	18V	LVP18E	Yes
505E12-27	12	89E Bracket	110	27V	LVP27E	Yes
505E12-65	12	89E Bracket	110	65V	LVP65E	Yes

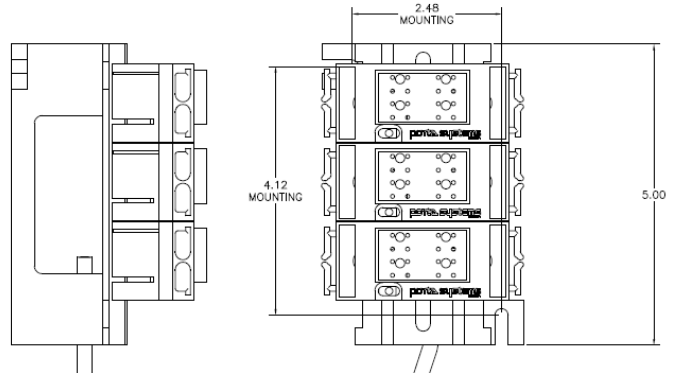
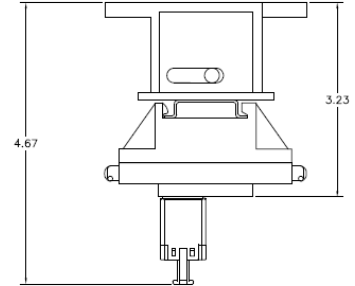
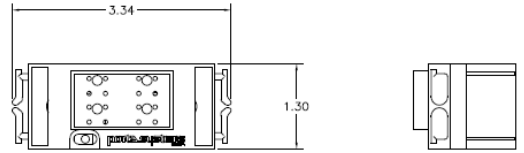
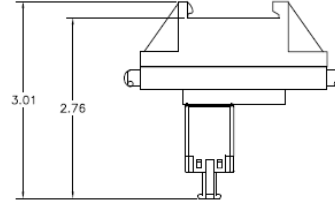
MECHANICAL SPECIFICATIONS FOR 505E12 PROTECTOR PACK:

P/N 1505-33-22444-*

TABLE 1	
DASH No.	LENGTH
-2	4.38
-3	6.0
-4	7.38
-5	8.62
-6	10.0
-7	11.25
-8	12.5
-9	14.0
-10	15.25
-11	16.5
-12	17.88
-13	19.25
-14	20.50
-15	21.80
-16	23.25
-17	24.50
-18	25.80
-19	27.12
-20	28.50
-21	29.75
-22	31.10
-23	32.50
-24	33.75
-25	35.10



DIN RAIL



Pair Count

Dimensions (height x width x depth)

Weight (approx.)*

12 PAIR w/89E Bracket

5" x 3.9" x 4.9" (12.7 cm x 9.9 cm x 12.5 cm)

3 lbs.

* weight - Add approx 0.5 oz per installed module.



For more information contact:
6851 Jericho Turnpike, Suite 170
Syosset, NY 11791 USA
Tel. 1-516-364-9300 : Fx. 1.516.682.4636
sales@portasystems.com (Americas)
sales@portasystems.co.uk (Europe)