



## Balun Combiner

PS-112-45BC, PS-112-110BC

1. Connect video to BNC connector
2. If RS422/RS485 is used, connect it to screw terminals marked CONTROL and corresponding "+" and "-" screw terminals; unit is polarity sensitive (See Figure 1).



PS-112-45BC



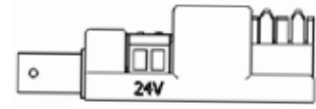
PS-112-110BC

**Figure 1.**

3. If power is used, connect it to screw terminal marked 24V and corresponding "+" and "-" screw terminals before applying power, the unit is polarity sensitive (See Figure 2). Most fixed cameras can be powered up to 1000 feet with 16 to 18 VDC supply, for PTZ camera it is recommended to power locally.



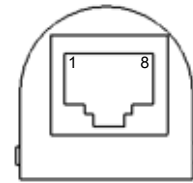
PS-112-45BC



PS-112-110BC

**Figure 2.**

4. Connect PS-112-45BC or PS-112-110BC to the UTP cable. See Figure 3 & 4 and Table 1 for connection details.



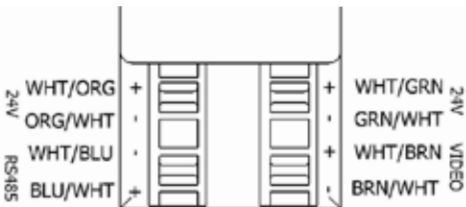
PS-112-45BC connector view

**Figure 3.**

EIA/TIA 568A or B

PIN	COLOR CODE	SIGNAL
1	White/Orange	Power +
2	Orange/White	Power -
3	White/Green	Power +
4	Blue/White	RS485+
5	White/Blue	RS485 -
6	Green/White	Power -
7	White/Brown	Video +
8	Brown/White	Video -

**Table 1.**



PS-112-110BC connector view

**Figure 4.**

### Standard Warranty

Porta Systems Corp warrants Products to be in good working order under normal use and maintenance for one year. If any Product is not in good working order during the one year period of this Warranty, Porta Systems at its election, shall repair, replace or refund the purchase price of the product. Any action with respect to this Warranty must be brought within one year from the date of receipt of the product by the end user.

This Warranty shall not apply to Products, which are subject to misuse, neglect, abnormal wear and tear, improper installation, maintenance, or application or service or repair not authorized by Porta Systems and shall only apply to products originally manufactured by Porta Systems. This Warranty shall not apply to any Porta Systems Product which has been altered, modified or added to except with Porta Systems specific written consent. THIS WARRANTY IS IN PLACE OF ALL OTHER WARRANTIES, EXPRESSED OR IMPLIED, AND ALL OTHER WARRANTIES, INCLUDING WARRANTIES AS TO MERCHANTABILITY OR FITNESS, ARE EXPRESSLY EXCLUDED.

Porta Systems shall not be liable for general, special, or consequential damages whether arising in contract, tort or strict liability and in no event shall Porta Systems be liable for damages whether direct, special general or consequential, in an amount which exceeds the purchase price of the product.

### Notice

Porta Systems Corp does not assume any liability arising out of the application or use of any products described herein, neither does Porta Systems Corp convey any license under its patent rights nor the patent rights of others.

In addition, Porta Systems Corp. further reserves the right to make improvements/changes to any products described in this manual and without notice due to ongoing improvement and update of products. Porta Systems Corp. cannot guarantee the accuracy of this guide after the issue date.

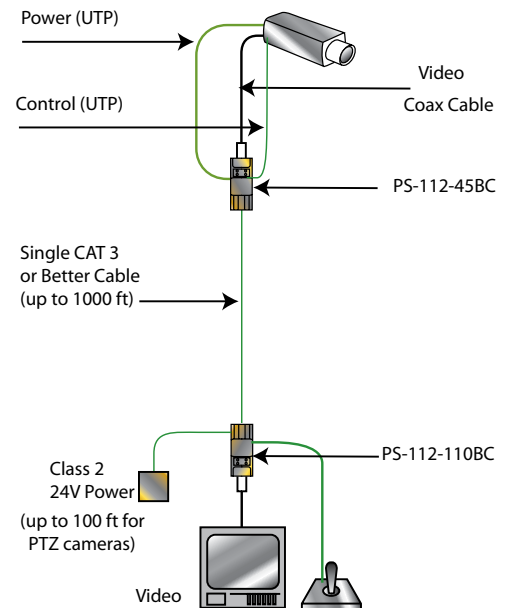
This Document may not, in whole or in part be copied, photocopied, reproduced, translated, or reduced to any electronic medium or machine-readable form without prior consent in writing from Porta Systems Corp.

### AMERICAS:

• 6851 JERICHO TURNPIKE, SUITE 170 • SYOSSET, NY 11791 •  
• 1.800.93PORTA • 1.800.937.6782 • FAX 1.516.682.4636 •

### EUROPE, AFRICA, MIDDLE EAST, ASIA PACIFIC:

• ROWLEY DRIVE STONEBRIDGE INDUSTRIAL ESTATE •  
• COVENTRY • WEST MIDLANDS • CV3 4FG UK •  
• 44.(0).24.76.516.880 • FAX 44.(0).24.76.305.467 •



## Application Diagram

